

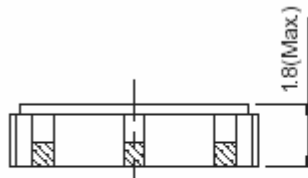
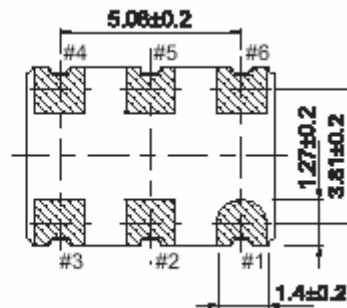
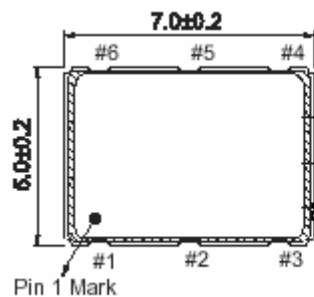
### Features

- HCMOS/TTL
- Ceramic SMD Package, Seam sealed, 7x5x1.8mm, 6pads
- 3.3V / 5.0V Operation
- RoHS Compliant

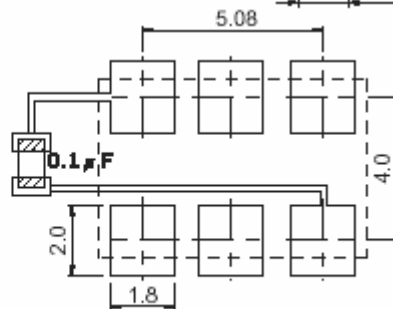
### Specification

Parameter	Characteristic
Frequency Range	1.000MHz ~ 200.0000MHz
Frequency Stability	+/- 100ppm std. (See Table 4)
	Inclusive of Operating Temperature
Operating Temperature Range	0 ~ +70°C std. (See Table 6)
Storage Temperature Range	-55 ~ +125°C
Input Voltage	3.3Vdc +/- 10% std. (See Table 3)
Control Voltage	1.65V +/- 1.35V std. (See Table 3)
Pulling Range	+/- 100ppm min std. (See Table 5)
Input Current	55mA max (See Table A)
Output 0 Level (Vol)	10%Vdc max
Output 1 Level (Voh)	90%Vdc min
Symmetry (Duty Cycle)	40/60% @ 1/2Vdc std. (See Table 7)
Rise & Fall Time	10nS max (See Table B)
Linearity	+/- 10% std. (+/- 15%, +/- 20%)
Start Up Time	10mS max
Output waveform vs. Load	HCMOS-TTL / 15pF or 10TTL
Aging(at 25°C)	+/- 5ppm / year max

### Drawing



UNIT : mm



Recommended soldering pattern

### Pin Connection

1. Vcontrol
2. E/D or N/C
3. Ground
4. Output
5. N/C or E/D
6. Vcc

### Ordering Guide

Typical P/N : C57VH6 - 65.536M - 32 - 50 E B S1 T1 -TR

1                      2                      3                      4                      5                      6                      7                      8                      9

- 1. Package** C57VH6 = 7x5x1.8mm 6pads  
 (7x5mm Ceramic SMD VCXO 6pads type, HCMOS)
- 2. Frequency range** : 1 to 80MHz (Fundamental)  
 80.001 to 200MHz (Multi)

- 3. Input Voltage & Control Voltage :**
- 31 : 3.3V (Vcontrol : 1.65 +/- 1.35V)
  - 32 : 3.3V (Vcontrol : 1.65 +/- 1.50V)
  - 33 : 3.3V (Vcontrol : 1.65 +/- 1.65V)
  - 51 : 5.0V (Vcontrol : 2.50 +/- 2.00V)
  - 52 : 5.0V (Vcontrol : 2.50 +/- 2.50V)

- 4. Frequency Stability**
- 00 : +/- 100ppm
  - 50 : +/- 50ppm
  - 25 : +/- 25ppm

- 5. Pulling Range**
- C : +/- 50ppm min
  - D : +/- 80ppm min
  - E : +/- 100ppm min
  - F : +/- 130ppm min
  - \* : The others

- 6. Operating Temperature Range**
- A : 0~70°C,    B : -20~70°C,    C : -40~85°C
  - D : -10~70°C,    \* : The other

- 7. Symmetry (Duty Cycle)**
- S1 : 45/55% at 1/2Vdc
  - S2 : 40/60% at 1/2Vdc

- 8. Pin#2 & Pin#5 Connection**
- T1 : Pin#2 E/D, Pin#5 N/C Standard
  - T2 : Pin#2 N/C, Pin#2 E/D
  - T3 : Pin#2 E/D, Pin#5 E/D
  - T4 : Pin#2 N/C, Pin#5 N/C

- 9. Packing**
- TR : Tape and Reel
  - BU : Bulk
  - TU : Tube

**A. Input Current**

(unit : mA)	5.0V	3.3V
1MHz to 20MHz	20	15
20.001MHz to 40MHz	30	25
40.001MHz to 80MHz	40	35
80.001MHz to 200MHz	55	55

- B. Rise / Fall Time**
- 1MHz ≤ F ≤ 20MHz : 10nS max
  - 20MHz < F ≤ 40MHz : 8nS max
  - 40MHz < F ≤ 80MHz : 5nS max
  - 80MHz < F ≤ 200MHz : 10nS max (Multi)